

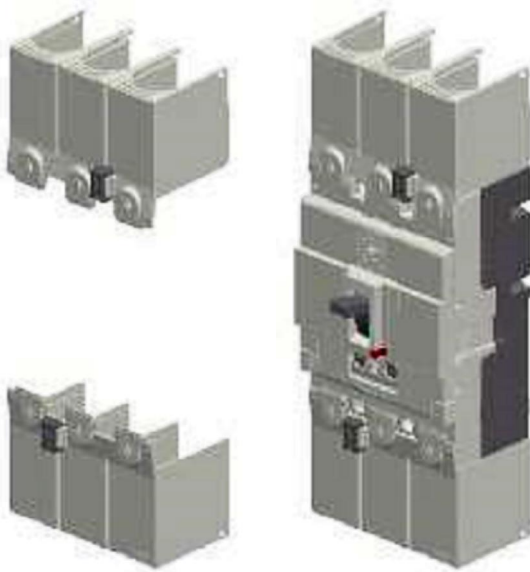
ACCESSORIES

TEMBREAK 2 LITE MCCBs AND SWITCH DISCONNECTORS

Insulation Accessories

Terminal Covers for Front Connection (CF)

Terminal covers for front connection are suitable for covering the exposed live parts of conductors terminated on the MCCB.



Terminal Cover for Front Connection



Flush Terminal Covers (CS)

Flush Terminal Covers (CS)

Flush terminal covers are available for 250A frame models with CS terminal covers front or cable clamp (FW) connection increase the ingress protection rating at the terminals without increasing the overall length. They can be used with busbar and for direct entry of stranded cable.

Terminal covers for Rear Connection (CR)



Terminal Cover for Rear Connection

Terminal covers for rear connection are available for 160A to 250A frame models and may be used on MCCBs fitted with rear connections (RC). They prevent access to the terminals from the front and top.

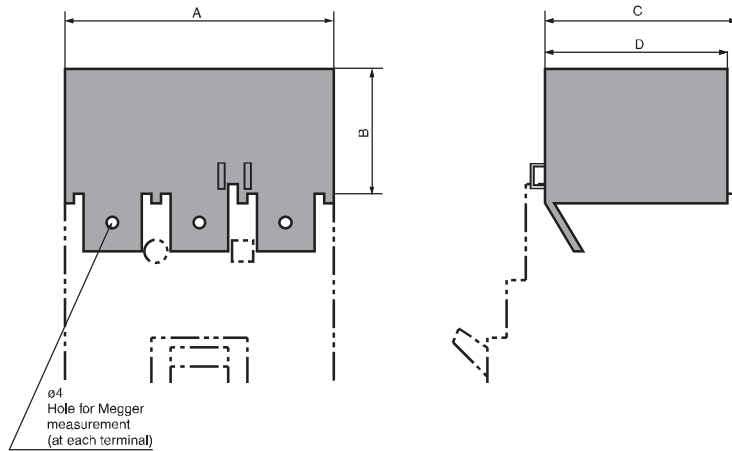
Terminal Cover Lock Option is available to lock and seal CF, CS and CR cover on to MCCB.

TERMINAL COVERS

Tembreak 2 Lite MCCBs & Switch Disconnectors

Terminal covers prevent live parts of the breaker from being exposed to the external environment. There are three types of terminal covers available: CF for front-connected breakers, CR for rear-connected and plug-in breakers, and CS for front-connected breakers with cable clamps. Select appropriate terminal covers depending on the type and application of the breaker.

(1) CF for front-connected breakers



Plug-in mounted version

This version can be mounted simply by being plugged in the breaker body.

To be stated when ordering
 • Please state the order codes in the table below. Covers should be ordered individually for Line and Load side.

Types and dimensions of terminal covers, units in mm

CF for front-connected breakers

| Types of breakers | Terminal cover | | | A | | | B | | | C | | D | | Colour of cover G:Gray | Mounting version | |
|---|----------------|------|---------------|---------|---------|---------|-----------|---------|-----------|---------|-----------|---------|-----------------|---------------------------|------------------|--|
| | Size | Note | Marking codes | 2 poles | 3 poles | 4 poles | 2/3 poles | 4 poles | 2/3 poles | 4 poles | 2/3 poles | 4 poles | Plug-in mounted | | Screw-mounted | |
| E160-SF, S160-SOF, S160-SF, E160-SJ, S160-SCJ, S160-SJ, S160-SN | Large | | — | — | 75 | 100 | 50 | 50 | 61 | 61 | 60,3 | 60,3 | G | ○ | — | |
| S160-SCF | Large | | — | 50 | 75 | 100 | 50 | 50 | 61 | 61 | 60,3 | 60,3 | G | ○ | — | |
| E250-SF, E250-SOF, S250-SF, E250-SJ, E250-SCJ, S250-SJ, S250-SN | Large | ② | T2CF25L * SW | 147,5 | 147,5 | 196 | 55 | 55 | 59 | 59 | 57,5 | 57,5 | G | ○ | — | |
| | Large | | T2CF25L * SL | 105 | 105 | 140 | 55 | 55 | 59 | 59 | 57,5 | 57,5 | G | ○ | — | |

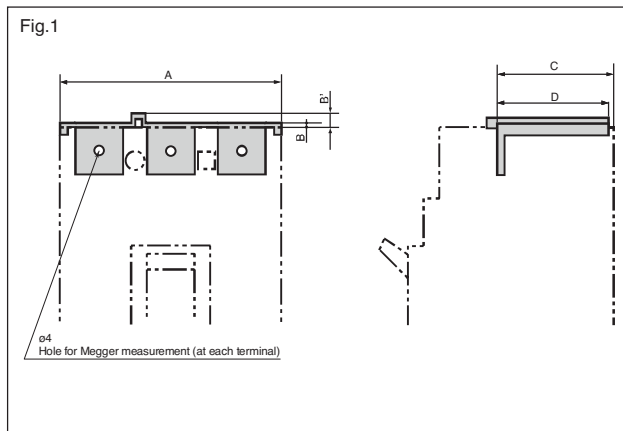
Notes:
 1. The asterisk indicates the number of poles. Please state the number of poles at the asterisk position when ordering.
 2. Applicable to 3-pole breakers with spread extension bars.

DIMENSIONS

TERMINAL COVERS

Tembreak 2 Lite MCCBs & Switch Disconnectors

(2) CR for rear-connected
CS for front-connected breakers with cable clamps



To be stated when ordering
 • Please state "with CR" if ordering along with the breaker.
 • Covers should be ordered individually for Line and Load side.

Types and dimensions of terminal covers, units in mm

CR for rear-connected

| Types of breakers | A | | B | | B' | C | | D | | Colour of cover G: Gray | Figure | |
|---|--------|---------|---------|-----------|----|---------|----------|---------|----------|----------------------------|--------|---------|
| | 2poles | 3 poles | 4 poles | 2/3 poles | | 4 poles | 2/ poles | 4 poles | 2/ poles | | | 4 poles |
| 1 -SF, S1 -SCF, S1 -SF, 1 -S , S1 -SC , S1 -S , S1 -S S1 -SCF | — | | 1 | . | | — | 1 | 1 | . | . | G | 1 |
| 2 -SF, 2 -SCF, S2 -SF, 2 -S , 2 -SC , S2 -S , S2 -S | 1 | 1 | 14 | 2. | 2. | . | . | . | .1 | .1 | G | 1 |

CS for front-connected breakers with cable clamps

| Types of breakers | A | | B | B' | C | D | Colour of cover G: Gray | Figure |
|--|-------|---------|----|----|---|----|----------------------------|--------|
| | poles | 4 poles | | | | | | |
| 1 -SF, S1 -SCF, S1 -SF, 1 -S , S1 -SC , S1 -S , S1 -S | | 1 | | — | 1 | . | G | 1 |
| 2 -SF, 2 -SCF, S2 -SF, 2 -S , 2 -SC , S2 -S , S2 -S | 1 | 14 | 2. | . | . | .1 | G | 1 |